




THE TIPS AND TRICKS WORKSHEET


When applying liquid grain protectants such as Diacon® IGR, Diacon® IGR PLUS, Centynal™ Insecticide and Centynal™ EC Insecticide, it is essential to get complete coverage on grain as it is loaded into storage. This tips and tricks worksheet can help you do that as well as provide you with other valuable information about keeping accurate records, setting effective spray pressure, achieving proper agitation and more.

Keep a daily record of applications to stored grain. Don't risk under- or over-treating your commodities. Keep a simple record of the date, amount of grain treated and amount of chemical used, on paper or as a digital record, for future reference.




During product application, droplets should be at least 157-360 microns; coarse or very coarse droplets.

Select the proper nozzle type to control spray droplet size. A flat-fan or cone nozzle with a coarse spray will yield optimal size droplets, further ensuring drift elimination.



Keep spray pressure at 20-25 psi.

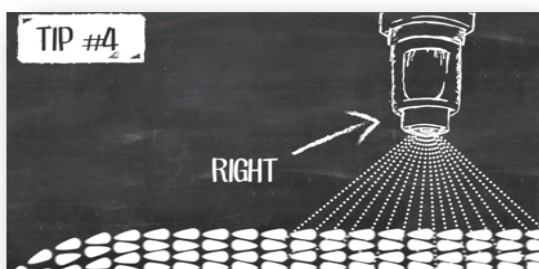

Using a higher pressure will create finer droplets that are far more likely to drift.






THE TIPS AND TRICKS WORKSHEET (CONTINUED)

When positioning your spraying equipment in relation to the grain stream, aim as close as possible to the point where the grain drops into the bins, and spray in a manner that hits the grain and not the adjoining equipment.



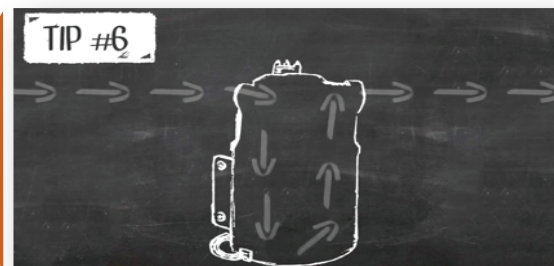
Take control with proper nozzle placement. Are you spraying just the grain, or are you spraying all over your equipment, too, due to haphazard nozzle placement? Test the direction and formation of your spray pattern as you begin, and make adjustments as necessary to avoid poor coverage or wasted product.

Adding more nozzles to improve coverage is a plus. If the spray stops or changes pattern unexpectedly, be sure to turn your sprayer off before checking the nozzles for clogs.



Don't forget to turn the spray equipment on!

Use the right pump for the job. To help keep the mixture properly agitated, select a pump with enough volume to both apply and return the right amount of solution. Adding mechanical agitation to the tank is also a viable option.



Visit www.BugFreeGrains.com to learn more,
and watch our Tips and Tricks video.